

**GLRCHA Rule Book
2011**



**For all NRCHA & AQHA
approved classes refer to
their respective Rule
Books.**

Great Lakes Reined Cow Horse
Association
Official Handbook

Table of Contents

Corporation Bylaws.....	3
1 General Rules	10
1.1 Goals.....	10
1.1.1 Scratches.....	10
1.2 Release of Liability.....	10
1.3 Membership Requirements.....	13
1.3.1 Non-Payment/Bad Check.....	13
1.4 Horse Health.....	14
1.5 Exhibitor Clothing.....	14
1.6 Equipment.....	14
1.7 Bits.....	15
1.7.1 Hackamore/Bosal.....	15
1.7.2 Snaffle Bits.....	15
1.7.3 Western Bits.....	15
1.8 Optional Equipment.....	16
1.9 Prohibited Equipment.....	16
1.10 Definitions.....	16
2 Points System/Scoring.....	18
2.1 Ties.....	18
2.2 Faults to be Scored According to Severity.....	19
2.3 Faults Which Will Result in Disqualification.....	19
2.4 Reined Cow Horse Scoring.....	19
2.4.1 Reined Work.....	19
2.4.2 Reined Work Scoring.....	19
2.4.3 Limited Cow Work/Boxing.....	22
2.4.4 Limited Cow Work/Boxing Scoring.....	23
2.4.5 Cow Work	24
3 GLRCHA Class Descriptions.....	27
3.1 Lead Line – Rider 10 yrs & Under.....	24
3.2 Walk – Trot – Rider 10 yrs & under	27
3.3 Pleasure Ranch Riding.....	27
3.4 Dry Work.....	28
3.5 Stock Horse #1 – Reined Cow.....	28
3.6 Stock Horse #2 – Reined Cow.....	29
3.7 Rookie – Reined Cow.....	29
3.8 Non Professional Reined Cow Bridle.....	29
3.9 Rookie – Professional Reined Cow.....	29
3.10 Youth – Reined Cow.....	29
3.10.1 12 & Under.....	30
3.11 First Timer – Reined Cow.....	30
4 Herd Work.....	30
5 Quick Reference Chart.....	31
6 Patterns.....	33

BYLAWS OF
Great Lakes Reined Cow Horse Association, Inc.

ARTICLE I

Name

The name of this association shall be: GREAT LAKES REINED COW HORSE ASSOCIATION, Inc. ("GLRCHA"). The association shall be incorporated under the laws of the State of Michigan as a non-profit corporation.

ARTICLE II

Purpose

GLRCHA was organized for the following purposes:

- A. To perpetuate the early Spanish/ Vaquero traditions of highly trained and well reined, working cow horses, and;
- B. To improve the quality of the western reined stock horse, and;
- C. To promote and educate the public, especially young horse owners, to the training methods of the reined working cow horse, and;
- D. To hold competitive events, seminars, clinics, demonstrations, and exhibits to promote the reined working cow horse, and;
- E. To use and encourage the use of standard rules for conducting and judging contests of the reined working cow horse, and;
- F. To assist and support the National Reined Cow Horse Association (NRCHA) in the pursuit of its purposes as defined within the NRCHA bylaws.

ARTICLE III

Membership

- A. Membership shall be open to interested individuals, families, businesses, and organizations upon payment of membership fees.
- B. Membership shall not be restricted based on race, color, religion, sex, national origin, handicap, familial status, age, or marital status.
- C. The membership year shall begin on December 1 and end on November 30 to coincide with NRCHA membership.
- D. Membership shall be offered in following classifications:

1. Single members are those nineteen years and older as of December 1 of the current membership year. They are entitled to one vote on the election of board members and other matters brought to them by the Board of Directors.
 2. Family members consist of couples, parent(s), or legal guardian(s) and all children 18 years old and younger. Each family member, 19 years and older, is entitled to one vote on the election of board members and other matters brought to them by the Board of Directors.
 3. Youth members must be 18 years old and younger, as of December 1 of the membership year.
- E. Membership fees shall be established by the Board of Directors.
- F. Membership shall not be transferable.
- G. Membership fees are non-refundable.
- H. Annual fees for membership are payable at anytime and are subject to provisions contained within GLRCHA Rules.
- I. Persons who apply for membership during the last show of any show season will have membership for that show and the following membership year. Points awarded during that show are subject to provisions within the GLRCHA rules.
- J. Any member may voluntarily withdraw or may be suspended or expelled by majority vote of the Board of Directors for violation of the Bylaws, non-payment of dues, or for conduct deemed detrimental to the club.

ARTICLE IV

Board of Directors

- A. All property and affairs of the Association shall be managed by the Board of Directors.
- B. The Board of Directors shall consist of ten active members of the association.
- C. All Directors shall be elected by those present during the Annual General Membership Meeting (AGMM) held in November of odd-numbered years. All Directors shall serve a term of two years. The term of Directors shall commence December 1 and end November 30 of odd-numbered years.
- D. Nominations for Directors shall be submitted to the Board of Directors prior to the Annual General Membership Meeting (AGMM) held in odd-numbered years. The Board of Directors may nominate further

individuals during the AGMM. Election of Directors is by a plurality of the vote. Election results will be announced via newsletter and/or meeting minutes to the general membership.

- E. All Board members must hold a current NRCHA membership.
- F. Any Board member may voluntarily withdraw or may be suspended or expelled by majority vote of the Board of Directors for violation of the Bylaws, non-payment of dues, missing three consecutive regular Board of Directors meetings, or for conduct deemed detrimental to the club.
- G. When there are openings on the Board of Directors, Directors may be nominated by any member at any Board of Directors meeting. A two-thirds vote of Directors attending the meeting is required to add the nominated Director to the Board. The term of any Director so appointed by the Board of Directors ends on November 30 of the next odd-numbered year.

ARTICLE V

Officers of the Association

- A. The association shall have four elected officers: President, Vice President, Association Secretary, and Show Secretary.
- B. Officers will be elected by the General Membership and shall serve in their respective offices for a term of two years.
- C. In case of vacancies, officers other than President shall be appointed by the President with the approval of the Board of Directors to finish any partial term.
- D. In the event the President resigns, is suspended or expelled; the Vice President shall continue the duties and responsibilities of the President and a new director appointed to maintain the nine-member board.

ARTICLE VI

Duties of Officers

- A. Duties of the President:
 - 1. Call general and special meetings as outlined in the Bylaws.
 - 2. Establish the agenda for meetings.
 - 3. Preside at all meetings of the Association and at the meetings of the Board of Directors

4. Be responsible for and carry out GLRCHA business between meetings as authorized by the Board of Directors.
5. Establish committees to carry out programs/activities approved by the Board of Directors and appoint committee chairs with the approval of the Board of Directors.
6. Serve as an ex-officio member of all committees.
7. Coordinate GLRCHA programs/activities.
8. Have signatory authority on GLRCHA monies.

B. Duties of the Vice President:

1. Conduct meetings in the absence of the President.
2. Assume any/all duties of the President upon the request of the President as defined in Section A, items 1 – 7.
3. Carry out duties that may be assigned by the President or Board of Directors.
4. Serve the remainder of the President's term if for any reason he/she cannot complete the term.

C. Duties of the Association Secretary:

1. Keep a record of the minutes of each meeting and present them to the Board of Directors at the subsequent meeting, and to the general membership.
2. Monitor GLRCHA correspondence.
3. Ensure that notices of meetings of the Association and of the Board of Directors are communicated to the membership.
4. Keep a record of any revisions to the Bylaws and any other Association rules.
5. Coordinate the election of directors.

D. Duties of the Show Secretary:

1. Keep a record of, have custody over, and be responsible for all funds of the Association.
2. Establish a separate Association account and issue checks to cover all expenses authorized by the Board of Directors in general budget. Checks shall be signed by either the President or Treasurer.
3. Receipts for expenses shall be required for reimbursement for general operations

expenses; financial reports from shows will serve as record of award payouts.

4. Generate required financial reports for every show held.
5. Make monthly reports to the Board of Directors as to monies collected and paid out during the previous month.
6. Create an annual financial report and submit such report to the Board of Directors, and make it available to all members, during the annual general membership meeting.
7. Coordinate with the Show Committee and establish shows for each year.
8. Execute contracts for the hiring of judges for competitive events.
9. Ensure that notices of shows are communicated to members.
10. Keep a record of show results for every show held and every member participating.
11. Keep a record of Association rules.
12. Coordinate the activities and requirements of each show held.

ARTICLE VII

Meetings

- A. The Board of Directors shall meet regularly as established by the Board of Directors. Any member or interested individual may attend these meetings.
- B. Seven Directors shall constitute a quorum for the transaction of business at any meeting of the Board of Directors.
- C. The Annual General Membership Meeting (AGMM) shall be held in November of each year. The time and location of the meeting will be established by the Board of Directors and will be communicated to the membership of GLRCHA no less than twenty days prior to the meeting.
- D. Special meetings of the Board of Directors may be called by the President whenever deemed necessary and all Directors shall be notified no later than twenty-four hours prior to such meeting.
- E. Special meetings of GLRCHA may be called by a majority of the Board of Directors. Five days written or electronic notice will be given to members along with the reason for calling such meeting.

- F. Meetings of the Board of Directors shall be conducted in accordance with Roberts Rules of Order, Simplified and Applied.
- G. For any motion before the Board, the Board may choose by two-thirds majority of those present to open the vote to all members present or to open the vote to all members through a mailed ballot.
- H. Outside of meetings, affairs of the Association may be conducted through electronic correspondence, including putting forth and seconding of motions and electronic voting on motions before the Board of Directors, coordinated by the President of the Association and recorded by the Secretary of the Association. Results of any motions shall be included in the minutes presented at the next Board of Directors meeting.

ARTICLE VIII

Committees

- A. Committees shall be established by the President to carry out the programs/activities approved by the membership.
- B. Committee chairs shall be appointed by the President with the approval of the Board of Directors.
- C. Committee chairs shall record the proceedings and actions of their respective committee as a history to assist successive committee chairs and to report to the Board of Directors their activities and accomplishments.
- D. The following are the standing committees for the Association:
 - 1. Membership Committee
 - 2. Rules Committee
 - 3. Show Committee
 - 4. Communications & Advertising Committee
 - 5. Fund Raising & Sponsors Committee
 - 6. Awards Committee
 - 7. Elections Committee

ARTICLE IX

Rules and Regulations

- A. The Board of Directors shall establish rules and regulations for the presentation and judging of GLRCHA events. The rules and regulations so adopted shall be changed, nullified, or repealed only by a two-thirds (2/3) vote of the Board of Directors. The Board of Directors must provide

any changes made to the rules to the membership in writing, once approved.

- B. Any rules adopted by the Board of Directors in any given membership year go into effect the following membership year.
- C. Any member in good standing may present to the Board of Directors a proposed change to the rules and regulations for consideration. Changes are to be submitted in writing before or during any Board of Directors or general membership meeting.
- D. Every new member shall receive a printed copy of the most current GLRCHA rules and bylaws.

ARTICLE X

Amendments

The Board of Directors, by majority vote, may amend or change any provision under these Bylaws. Amendments and changes may also be proposed by any voting member in good-standing. All proposed Bylaw amendments or changes are to be submitted to the Association Secretary, in writing or electronically, no later than the meeting prior to the meeting at which it is to be presented.

ARTICLE XI

Indemnification/Insurance

Officers and board members may be indemnified by the Association to the fullest extent permitted by the laws of the State of Michigan. The association may purchase insurance protecting its officers and directors from civil liability occasioned by their conduct in office.

ARTICLE XII

Disclaimers & Dissolution

- A. No part of the net earnings of the organization shall inure to the benefit of, or be distributable to its members, trustees, officers, or other private persons, except that the organization shall be authorized and empowered to pay reasonable compensation for services rendered and to make payments and distributions in furtherance of the purposes set forth in the purpose clause hereof.
- B. No substantial part of the activities of the organization shall be the carrying on of propaganda, or otherwise attempting to influence legislation, and the organization shall not participate in, or intervene in (including the publishing or distribution of statements) any political campaign on behalf of any candidate for public office.

- C. Notwithstanding any other provision of this document, the organization shall not carry on any other activities not permitted to be carried on (a) by an organization exempt from federal income tax of the Internal Revenue Code, or corresponding section of any future federal tax code, or (b) by an organization, contributions to which are deductible under section 170(c)(2) of the Internal Revenue Code, or corresponding section of any future federal tax code.
- D. Upon the dissolution of the organization, assets shall be distributed for one or more exempt purposes within the meaning of section 501(c)(3) of the Internal Revenue Code, or corresponding section of any future federal tax code, or shall be distributed to the federal government, or to a state or local government, for a public purpose. Any such assets not disposed of shall be disposed of by the Court of Common Pleas of the county in which the principal office of the organization is then located, exclusively for such purposes or to such organization or organizations, as said Court shall determine, which are organized and operated exclusively for such purposes.

1 General Rules

NRCHA rules will be applied if not otherwise specified in this rule book. Violation of these rules can result in automatic disqualification. Judges decision is final and non-contestable.

1.1 Goals

The purpose of the Great Lakes Reined Cow Horse Association (GLRCHA) is to preserve the quality of the western reined stock horse.

To that end, GLRCHA will hold shows, clinics, and events to promote the riding style, horsemanship, and quality of the western stock horse. GLRCHA will reward those who stand out in their discipline and who further the goals of the GLRCHA. In addition, youth exhibitors will be given every opportunity to participate so that future generations may continue to appreciate the qualities of, and impart those qualities, through breeding, training, and riding of western reined stock horses.

1.1.1 Scratching: If an entry scratches after the draw, the entry fee will be left in the purse for that entry. Pay-outs and calculations for the number of horses taken will be based upon total paid entries in a class regardless of whether they show or not.

1.1.2 Paybacks: All payouts will be mailed out within ten (10) business days from last day of show.

1.2 Release of Liability

WAIVER AND RELEASE OF LIABILITY, ASSUMPTION OF RISK, AND INDEMNIFICATION AGREEMENT

IMPORTANT: Every participant in Great Lakes Reined Cow Horse Association activities must have this document signed and on file with the Association. Parents or legal guardians must also sign for participants under age 18.

I agree to this WAIVER AND RELEASE OF LIABILITY, ASSUMPTION OF RISK, AND INDEMNIFICATION AGREEMENT (hereafter, "Agreement") with Great Lakes Reined Cow Horse Association, a Michigan non-profit corporation

(hereafter, "GLRCHA") as a condition for its allowing me and persons identified below (if any) to engage in any or all of the following activities at any location, now and in the future: participate in riding, reining, and/or cutting competitions with or without cattle; attend or participate in clinics, events, meetings, gatherings (mounted or unmounted), and/or volunteering. (These activities will hereafter be referred to as "The Activities.")

In consideration for the GLRCHA allowing me (and/or my minor children, listed further below) to participate in The Activities, now and in the future, I agree as follows:

1. Risks. I acknowledge and understand that there are numerous inherent risks of engaging in The Activities, whether preparing for, entering, attending, participating in, or leaving any of The Activities. For example, I understand that participating in any equine-related activity carries a risk of bodily and other injuries since equines (horses, ponies, donkeys and mules) and cattle are unpredictable by nature and potentially dangerous. For example, when frightened, angry, or under stress, an equine's natural instincts are to jump forward or sideways, back up quickly, or run away from danger by trotting or galloping. Equines are also known to kick, buck, rear up, spin around, strike, or bite. I understand that any equine can do any of these – and other – things without warning and that any equine has the potential to cause bodily injury or even death to my horse, others, and me around me.

Further, I understand that riding, handling, working with, or even being near an equine, with or without cattle present, can expose me to numerous hazards, which could include, for example: the propensity of an equine to behave in ways that may result in injury, harm, or death to persons on or around them; the unpredictability of an equine's reaction to sounds, sudden movements, and unfamiliar objects, persons, or other animals; certain hazards such as surface or subsurface conditions on, near, or off of the land; and/or collisions with other equines, animals, or objects.

I also acknowledge and understand that participation in volunteer activities could involve special risks that include, but are not limited to, risks from working outside, physical exertion, using or being near machines and equipment, using or being near power tools and sharp objects, being near cattle, dragging heavy objects, and heavy lifting. I acknowledge that cattle and other livestock species are unpredictable by nature and potentially dangerous. I understand that participating in any livestock-related activity carries a risk of property damage and/or a risk of bodily injury to my horse and me.

I understand these risks and dangers, and I agree to assume all of them. I understand that these are just some of the risks, and I agree to assume other risks that are not mentioned above. I am not relying on the GLRCHA to list all possible risks for me in this document or at any time, now or in the future.

2. Waiver and Release of Liability. *With full knowledge and appreciation of the inherent and other risks, and in consideration for being allowed to participate in The Activities, now and in the future, I (for myself and for my minor child/ren and/or legal ward(s), and for my heirs, administrators, personal representatives or assigns) release, discharge, and agree not to sue the GLRCHA and its officers, directors, employees, agents, sponsors, volunteers, and others acting on their behalf from all liability, loss, claims, or actions for injury, death, expenses, injury to my horse(s), or damage to person or property resulting from the inherent risks of The Activities, or resulting from any action or inaction by the GLRCHA (except if the injury or loss is directly caused by gross negligence or wanton and willful misconduct on part of the GLRCHA or its affiliated officers, directors, employees, volunteers or agents). In addition, I freely and voluntarily assume the risks involved in any aspect of The Activities, including preparing for, attending, entering, participating in, and/or leaving. This Agreement shall be effective even if my injury, death, loss, or damage is caused or contributed to by ordinary negligence, violation of the Michigan Equine Activity Liability Act or any applicable law. WARNING*

Under the Michigan Equine Activity Liability Act, an equine professional is not liable for an injury to or the death of a participant in an equine activity resulting from an inherent risk of the equine activity.

IT IS MUTUALLY UNDERSTOOD THAT THIS DOCUMENT SHALL CONSTITUTE A WAIVER OF LIABILITY BEYOND THE PROVISIONS OF THE MICHIGAN EQUINE ACTIVITY LIABILITY ACT, 1994 P.A. 351.

3. Indemnification. I agree to indemnify and hold harmless the GLRCHA and its officers, directors, employees, agents, volunteers, sponsors, and others acting on their behalf from any liability, claim, loss, action or expenses asserted against or incurred by either or all of them for damages that I and/or my minor child/ren may cause that arise from the actions or inactions of me, my children or legal wards, cattle, and/or equine(s) that are under my care, custody, or control. The term "expenses" includes, but is not limited to, attorney fees, court costs, and other expenses incurred in the defense of any matter asserted which may be covered by this provision.

4. Compliance with GLRCHA Rules. I understand and agree that the GLRCHA may, from time to time, establish rules and/or regulations for its activities and events, and I agree to follow them. I also understand and agree that GLRCHA requires participants in The Activities to follow rules and/or regulations of the American Quarter Horse Association (AQHA), and/or the National Reined Cow Horse Association (NRCHA), as appropriate, and I agree to follow the rules and/or regulations from each entity.

5. Use of Photographs or Videotapes. By signing my name below, I irrevocably grant full permission for the GLRCHA to use and publish any photographs, videotapes, or movies taken of me, even if such use or publication is for commercial and/or promotional purposes.

6. ASTM/SEI Headgear. I understand that, for my own protection, I (and my minor children, if any) should wear properly fitted and secured ASTM-standard/SEI-certified protective

equestrian headgear when riding, handling, or when near equines. **I am NOT relying on GLRCHA to provide certified equestrian helmets, to check any helmet or helmet strap that my child/ren or I may wear, or to monitor my compliance with this suggestion at any time.**

7. Emergencies. Person(s) to Contact in Case of

Emergency: _____

Phone

Number(s): _____ Relationship _____

8. Binding Effect. This Agreement is intended to be valid and binding at all times, now and in the future, when I (and/or my minor child/ren and/or legal ward(s), listed below) engage in any or all of The Activities at any location.

9. Miscellaneous. This Agreement is governed by Michigan law and is intended to be as broad and inclusive as Michigan law permits. This document can only be modified in writing and signed by me and the President of the GLRCHA. Should any clause within this document conflict with the law, only that clause will be null and void and the rest of this document shall stay in full force and effect at all times. Should I breach this Agreement (or any part of it), I agree to pay the attorney's fees and court costs related to such breach incurred by GLRCHA and/or persons directly affiliated with GLRCHA. It is also mutually agreed that any disputes arising under this Agreement, or any activities that are undertaken pursuant to it, shall be litigated in a State or Federal Court of proper jurisdiction located in or nearest to Lapeer County, Michigan.

1.3 Membership Requirements

With the exception of First Timer class, all exhibitors must be current members of GLRCHA in order to accrue points.

Members are required to be knowledgeable of, and adhere to all applicable rules for their division and class. Membership fees are designated on annual membership forms.

Membership purchased or renewed during the last show of the season, will be valid for the following year. Non Members will be required to pay a \$10 per day exhibitor fee. Full GLRCHA membership may be purchased at the close of that show day by paying the additional amount necessary for the desired membership (single or family). Any points earned that day will then count towards year end high point and awards. Points maybe collected only after membership is paid in full. Points are not retroactive.

1.3.1 Non-Payment/Bad-Checks: All checks returned for insufficient funds will be assessed a \$25 returned check fee. The responsible party(s) will be considered in bad standing, whether a member or non member, and be prohibited from showing in any GLRCHA, sanctioned AQHA or NRCHA classes until all funds and applicable fees are paid for in full. If on the Board of Directors all voting rights will be suspended as well and an alternate member will be selected until in good standing. Remuneration for all funds due must be paid in the form of certified bank check, money order or cash only, within 15 days of notification from Show Manager. Failure to make restitution in a timely manner will prohibit exhibitor from being awarded any earnings and/or points. If monies owed are for affiliated organizations (i.e. – AQHA, NRCHA, etc.) the respective organization will be notified of exhibitor's non-payment and/or

returned checks and considered to be in bad standing. Any earnings and/or points will be withheld from those organizations.

1.4 Horse Health

Horses exhibited must have proof of negative Coggin's test for the current year at time of registration in order to show. Abuse of horses will not be tolerated. Thus, a judge is compelled to disqualify any horse he/she feels is being treated in a manner that is cruel, abusive or inhumane. This may include the use of abusive equipment, training or showing techniques by the exhibitor.

Any horse found to be obviously lame, unsound or ill, will not be allowed to show or be placed.

Horses may be disqualified for blatant disobedience, bucking, rearing, kicking, biting, or any other acts that are deemed unsafe for the rider, horse, or other exhibitors. It will be at the judge's discretion to disqualify an exhibitor or stop a class for safety reasons.

1.5 Exhibitor Clothing

All competitors shall wear western clothing or appropriate working ranch wear for ALL CLASSES. This will include a long-sleeved shirt with collar, western boots, western hat, or approved helmet with harness. Show management or judge may alter the dress requirements in extreme weather conditions. The hat or helmet must be on the exhibitors head when the exhibitor enters the arena. Chaps, chinks and spurs are optional for all GLRCHA classes.


1.6 Equipment

Junior Horses: May be shown using a snaffle bit or hackamore. Two hands must be on the reins, except in the herd work. Junior horses may also be ridden in an acceptable western bit with only one hand on the reins.

Senior Horses: Must be ridden in an acceptable western bit with only one hand on the reins.

Curb/Chin Straps: Are required on all western bits and must be made of leather or woven material with a minimum of 1/2" width and lay flat against the jaw of the horse. No metal keepers are allowed. Reins are to be attached **below** the curb/chin strap. Curb/Chin straps are optional when using a snaffle bit. When used with a snaffle, reins must be attached **above** the curb/chin strap and in no way should the curb /chin strap be engaged when riding. Metal buckles and/or keepers are allowed on snaffle bits only. When a curb bit is used, a curb strap or curb chain is required, but must meet the approval of the judge, be at least one-half inch in width and lie flat against the jaw of the horse. Curb or chain is not necessarily cause for disqualification.

ACCEPTABLE CHAIN CHIN STRAPS



Romal Reins: To be used with a shank bit only. Reins can be held in either hand. Only one hand may be on the reins and the hand is not to be changed. Hand is to be around the reins in a

fist position with thumbs up. The romal extension is allowed to be carried in the free hand with a 16" inch spacing between the reining hand and the free hand holding the romal. The romal should not be used forward of the cinch or used to signal or cue the horse in anyway. Any infraction will be severely penalized by the judge. During reining, the use of the free hand while holding the romal to alter the tension or length of the reins from the bridle to the reining hand is considered to be the use of two hands and a score of 0 will be applied. However, the rider is allowed to shorten the reins while the horse is in motion as long as the hands are held in a legal manner.

Split Reins: Split reins may be used with any approved bit except a hackamore/bosal, which requires the use of mecate reins. The hand is to be around both reins, index finger only between reins is permitted and the hand must not be changed. When used with a snaffle bit, the tails of the reins must be crossed on the opposite side of the neck while riding with two hands.

Saddles: Horses must be shown in a western, stock type saddle with a horn. Saddles and other equipment should be suitable for ranch work.

1.7 Bits

Exhibitors may be asked to drop their bits for inspection prior to or upon exiting their class.

1.7.1 Hackamore/Bosal: Whenever this rulebook refers to "hackamore", it means the use of a flexible, braided rawhide, leather or rope bosal. The bosal must have a maximum diameter of 3/4" or a minimum of 1/4" at the cheek. Absolutely no rigid material will be permitted under the jaw regardless of how padded or covered. Not a mechanical hackamore.

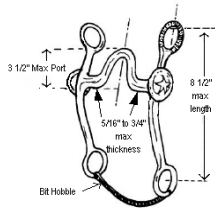
1.7.2 Snaffle Bit: Acceptable snaffle bits are conventional O-ring, egg-butt, or D-ring with a ring no larger than 4". The mouthpiece should be a round, oval, or egg-shaped, smooth and unwrapped metal. It maybe inlayed, but must be smooth. Latex wrap is not acceptable. No twisted-wire snaffles will be allowed. Snaffle must have a broken 2-piece mouthpiece being a minimum of 5/16", in diameter, measured 1" from the cheek with a gradual decrease to the center of the snaffle.

1.7.3 Western Bit: Whenever this rulebook refers to a western bit, half- breed or spade it means the use of a bit that has a solid or broken /jointed mouthpiece, has shanks, a curb/chin strap and acts with leverage. All western bits must be free of mechanical device and should be considered a standard western bit. Bits with a maximum shank length of 8 1/2" measured as shown in the following illustration.

Bars of mouthpieces must be round, smooth, and unwrapped metal 5/16" to 3/4" in diameter measured 1" from the cheek.

Bits cannot have protrusions below the bars. The mouthpiece may be of two (2) or three (3) pieces. The port must be no higher

than 3 1/2" maximum. Rollers, crickets, and covers are



acceptable.

Equipment Failure: If at any time during a performance a piece of equipment breaks, the rider may continue, provided the broken equipment does not pose a hazard to the rider and/ or is not cruel to the horse. If the rider is unable to continue because of the broken equipment, the rider will be excused with a score of zero. In the event that the fence work immediately follows the reined work, broken equipment maybe repaired within a one (1) minute time period. Rider may dismount if necessary to make the repair. Horse and rider may not leave the arena nor receive physical assistance or equipment from outside the arena. In any approved class, the judge shall have the authority to require the removal or alteration of any piece of equipment or accoutrement, which is unsafe, or in his/her opinion, would tend to give a horse an unfair advantage or which he/she believes to be inhumane.

1.8 Optional Equipment

Rope or Riata - If used, the rope or riata must be coiled and attached to the saddle.

Hobbles – To be attached to the saddle.

Tapaderos - Except in Working Cow Horse where they are not allowed.

Protective boots or leg wraps.

Spurs – Not to be used forward of the cinch.

1.9 Prohibited Equipment

Wire Chin Straps - Regardless of how well padded or covered.

Jerk Lines

Tack Collars

Whips or Bats

Martingales

Tie Downs

Draw Reins

Slip, Gag, Donut, Flat Polo & Twisted Wire bits.

Horsehair bosal.

Mechanical Hackamore

Contesting/Roping Reins – One piece reins.

1.10 Definitions

Romal Reins: Closed reins with leather extension. May be used with a shank bit only.

Split Reins: Reins that are not closed nor have an extension.

Mecate: Hair rope reins to be used with a hackamore/bosal only.

Junior Horse: Horses 5 years of age and under as of January 1st of the current show year.

Senior Horse: Horses 6 years of age and older.

Show Season: Defined annually by the GLRCHA Board.

First Timer: Rider who has never shown in any reined cow horse event. Exhibitor can only show in this class once per lifetime. GLRCHA membership is not required for this class.

First Timer Class may use two hands on the reins regardless of the bit being used.

Stock Horse Limited #1: Entry level for **horses** with little or no reining or cow work experience. There is a maximum 10-point accumulation limit.

Stock Horse Limited #2: Open to any horse that has not earned money or points in **NRCHA**. The horse can only show in this class one year regardless of exhibitor.

Herd Work: To show a horse's ability to separate a cow from the herd, hold that cow away from herd, drive that cow away from herd and to pen it.

Pleasure Ranch Riding: Exhibiting your horse at all three gaits, both ways of the ring and showing the horses' natural ability to respond to the rider.

Non-Pro: Any person, regardless of age, who is not currently receiving remuneration directly, or indirectly for showing, training, giving lessons, clinics or assisting in the training of a horse for remuneration.

Open: This level is for the **professional rider**. Non-professionals are also welcome to show at this level but must comply with all applicable rules specific to this level.

Rookie: Entry level for Amateur and Non Pro riders with little or no experience with reining or cow work. The exhibitor can earn up to 50 points maximum before they **must move** to the next higher class available to them, in the next season.

Youth: Any rider who is 18 years of age or younger as of December 1st of current show year. A Youth as defined herein is eligible to compete as Non Pro provided they meet the criteria for Non Pro status. For safety reasons, **Youth are not allowed to show stallions in any Youth GLRCHA classes**. A Youth showing in a division other than a Youth class, must abide by the rules of that class.

Walk: A natural, flatfooted, four beat gait. The horse must move straight, true and be alert with a stride of reasonable length in keeping with the size of the horse.

Jog: A smooth, ground covering, two-beat diagonal gait. The jog should be square and balanced, with forward movement of the feet. Horses walking behind and trotting in front are not performing the jog. When asked to extend the jog the horse is to move out with the same smooth way of going.

Lope: An easy, rhythmical three-beat gait. Horse is to lope on the correct lead. Horses loping in a four-beat gait are not performing at the proper lope and are to be penalized. The horse should lope with a natural stride and appear to be relaxed and smooth. The head should be carried at an angle that is natural to the horse's conformation at all gaits.

Limited Cow Work/Boxing: Working the cow at the prescribed end of the arena until such time that the exhibitor has proven the ability of the horse to hold the cow in a head-to-head working position.

Cow Work: Upon receiving a cow in the arena, shall hold that cow on the prescribed end of the arena for a sufficient time to demonstrate the ability of the horse to contain the cow at that end. After a reasonable amount of time, the contestant shall take the cow down the fence, making at least one turn each way on the fence. Then the contestant shall take the cow to an open part of the arena and circle the animal at least once in each

direction. The required pattern for the cow work is boxing, fence turns, and circles, in that order.

2 Points System / Scoring

During the show season, points will be awarded to a horse (Open, Stock Horse Limited #1, and Stock Horse Limited #2), and horse and rider pair for all other divisions / classes for their placing. Points will be awarded in accordance with schedule shown with the first place horse receiving the highest number based on the number of horses actually entered.

In a class with 5 or more entries, the first place horse will receive 5 points for the win, plus 1 point for every horse defeated. Each succeeding place will receive 2 points less than the place before it, i.e., 10 horses in class, 1st place is 14 points, 2nd is 12 points, 3rd is 10 points, 4th is 8 points, 5th is 6 points, etc. See example that follows.

Example for 5 or more entries:

Number of Entries	Places Paid	1st	2nd	3rd	4th	5th
5	3	9	7	5	x	x
6	3	10	8	6	x	x
7	4	11	9	7	5	x
8	4	12	10	8	6	x
9	4	13	11	9	7	x
10	5	14	12	10	8	6
11	5	15	13	11	9	7

In classes with less than 5 entries, the first place horse will receive points equal to the number of horses entered in the class, plus one point for every horse defeated, i.e., four horses entered, 1st place receives 4 points plus 3 points for the three horses defeated, total 7 points. 2nd place receives 5 points, 3rd place receives 3 points, and 4th place receives 1 point. If three horses entered, 1st place receives 5 points, 2nd place receives 3 points, etc.

Example: For 4 or fewer entries:

Number of Entries	Places Paid	1st	2nd	3rd	4th
1	1	1	x	x	x
2	1	3	x	x	x
3	2	5	3	x	x
4	2	7	5	x	x

Special Events may have different point award systems in addition to these tabulations; for instance, a 3-show buckle series will award points based on the above schedules for GLRCHA point tracking but may also use simple points to determine winners of special awards such as buckles.

2.1 Ties

Reined Cow Horse Classes: Ties for first place shall be determined by the highest cow work score. In the event both cow work scores are the same, the contestants will have a work off down the fence or may flip a coin if mutually agreed. Ties below

first place shall split earnings and points. Round of points may occur up or down to the nearest half point. If the class would pay 6 places, and there is a three-way tie for 6th place, all three riders would split the points for 6th place and related earnings.

Ranch Cutting Classes: Contestants involved in a tie, for placing, may be determined by mutual consent to either a work-off or flip of a coin to break the tie. If contestants cannot agree, the judge shall make the decision. Ties below first place shall split earnings and points. Rounding of points may occur up or down to the nearest half point. If the class would pay 6 places, and there is a three-way tie for 6th place, all three riders would split the points for 6th place and related earnings.

2.2 Faults To Be Scored According To Severity

Excessive nosing out.

Excessive touching horse and/or saddle with free hand in herd work.

Opening mouth excessively.

Stumbling.

Losing stirrups.

Anticipating signals.

Any unnecessary aid given by rider.

Spurring in front of cinch.

Free hand to instill fear.

2.3 Faults Which Will Result In Disqualification

Changing of hands when riding one handed.

Touching horse and/or saddle with free hand in Pleasure Ranch Riding or reining work.

Fall to the ground by horse or rider.

Two hands on reins except when ridden with snaffle bit or bosal

Removal of free hand from romal.

Failure by exhibitor to display correct numbers on **both sides of horse.**

Abuse of horse.

Obviously lame or overly tired horse.

Misconduct by exhibitor, owner or trainer.

Illegal dress or equipment.

2.4 Reined Cow Horse Scoring

There are two judged areas for these classes. The first is the reining pattern and the second is the cow work. This section of the rulebook addresses the scoring and penalties.

2.4.1 Reined Work: Credit must always be given when applicable, even when there is a penalty involved. When the judge is in doubt, benefit always goes to the contestant. The scoring system is based on 60 –80 points. Half-points may be used. The contestant is judged from the time that he /she enter the arena until he/ she completes the pattern. The judge is instructed to pay particular attention to any suspected attempts to alter the tail and score accordingly. The scoring system for approved classes is based upon the 60-80 point systems. The lowest score possible is 60 points and the highest score possible is 80. The average score for typical work is 70 points.

2.4.2 Reined Work Scoring: Maneuver Scores – Each reining pattern is divided into sets of maneuvers. It is the judge's responsibility to evaluate these maneuver groups individually and rate each maneuver on the following scale:

-1½	Extremely Poor
-1	Very Poor
-½	Poor

Correct	
+½	Good
+1	Very Good
+1½	Excellent

Horses shall work individually. Judging begins the moment the horse enters the arena. There will be no schooling from the time the horse enters the arena. A reined work must consist of the following: circles, lead changes, and runs terminating in well-balanced stops straight to the line of travel, turns and a back-up of reasonable distance with slight hesitations denoting each maneuver. Patterns will be chosen from those in the NRCHA rule book and included here. The judge may deviate from the traditional order of performance and may deviate from the exact printed pattern if necessary due to arena conditions. The judging ends when the rider indicates he / she is finished by coming to a complete stop.

The best reined horse shall be easily guided or controlled with little or no apparent resistance. Bad manners exhibited by the horse will be penalized under run content. All deviations from the exact given pattern must be considered a loss of control and marked down accordingly. Credit shall be given for smoothness, finesse, attitude, quickness and authority of performing various maneuvers while using controlled speed, which raises the difficulty, level and makes the horse more exciting and pleasing to watch.

CIRCLES: Circles are a controlled maneuver at the lope in the designated area of the arena. Emphasis on the scoring shall be given to the contestant exhibiting smooth, controlled figure eights with easy lead changes – whether flying or simple. Right and left circles shall have a common center line in the middle of the designated area. Circles shall be run and/or begun on the correct lead. The speed and size of the right circles shall be exactly the same as the speed and size of the left circles. The horse shall lope in an even, fluid manner with a minimum of rider contact and/or commands. Circles shall be run far enough from arena wall that it does not affect the circles.

LEAD CHANGES: The act of changing the propelling side of the horse's body when changing the direction traveling at the lope. The horse shall change leads at the exact location dictated in the pattern description. A horse shall be considered out of lead if both front and rear leads are not changed in the same stride. Trot steps will be penalized. **Flying lead change:** The lead change must be executed at a lope with no change of speed or gait, and within one stride. **Stop and Go** lead change for

GLRCHA specified classes only. Horse will be fully stopped and must go into full gait with correct lead within 1 stride.

JOGGING: Jogging up to 2 strides incurs a ½ point penalty. Jogging beyond 2 strides will incur a 2 point penalty. Jogging in excess of one-half circle or one-half the length of the arena will result in a score of 0 (zero). In determining whether a ½ or 2 point penalty has been incurred, it is useful for a judge to consider the distance traveled and to count the steps of the rear legs. Four steps and under would represent 2 or less strides and require the ½ point penalty; 5 steps and more, therefore would require a 2 point penalty.

RUN-DOWNS: Runs lengthwise through the arena. They shall be made as described in the given pattern, unless the judge

indicated otherwise due to arena conditions. The horse shall demonstrate a relaxed fluid attitude when starting a run-down and throughout the maneuver. The horse shall use controlled speed consistent with the size of the arena and the condition of the ground. The horse shall travel in a straight line with a minimum of contact with the rider. Straight, controlled run-downs with square, smooth stops, maintaining suppleness and proper head position are desirable.

STOPS: Shall be in line with the direction of travel. Horse shall have its hocks well under it during the entire stop, maintaining a proper head position and response to light rein.

SPINS: Consistent and positioned 360 degree turns executed with the inside hind quarter (pivot) remaining stationary. Spins shall be smooth and efficient. The location of the hind quarters shall be fixed at the start of the spin. The horse shall stop the spin exactly as dictated by the pattern description. The right and left spins shall have a similar speed and balance.

BACK-UP: The horse being caused to move in a reverse motion in a straight line for a required distance. The horse shall begin the back-up in a controlled manner and shall continue to back-up without hesitation until directed to stop by the rider. In the instance when a horse backs up where a back-up is not specified in the pattern, the penalty score of 0 (zero) will be incurred when the horse backs more than 2 full strides. It is important to note that one stride is defined as a complete movement or steps of all four legs, at one time. In this particular situation, it is very helpful for the judge to watch and count the steps of the front feet. Up to and including 4 steps of the front feet in the not required back-up receives no penalty; five steps and beyond constitutes the inclusion of a maneuver not specified and thus a penalty score of 0 (zero).

HESITATE: Hesitation is only long enough to show the completion of one maneuver before the next one starts. There shall be slight hesitation to indicate each maneuver.

ROLLBACKS: A maneuver that combines a stop, turn over the hind quarters, and exit in one fluid motion. The rollback must be executed with no more than a slight hesitation after the stop and the horse shall not step ahead or back-up prior to the turn. The horse shall be in position to lope off in a straight line when exiting the rollback.

FALL OF HORSE: When the horse's shoulder and hip are on the ground and all four feet are facing in one direction. Fall of horse in any event receives a score of 0 (zero).

FALL OF RIDER: When the rider is no longer astride the horse.

Reined Work Scoring Penalty Points:

½ point penalties:

Not changing leads simultaneously.

Over or under spin 1/8 turn

Jogging first 2 strides.

1 point penalties:

Out of lead

Out of lead each ¼ circle

Slipping rein in the bridle (this is when using a Romal Rein and there is a visible loop below the knot where the reins come together that causes an advantage by one rein being shorter than the other is).

Scotching or anticipating a stop.
Over or under spin $\frac{1}{4}$ turn.

2 point penalties:

Lead missed around end of arena past 2nd corner.
Not ever changing leads in patterns where there is only $\frac{1}{2}$ circles.
Failure to run by marker before stop is initiated.
Freezing up in turn or rollback.
Breaking gait.
Jogging beyond 2 strides.
On trot-in patterns, failure to "Stop" before executing a canter departure.
A stop in the first $\frac{1}{4}$ of the circle after a lope departure, is a break of gait.

5 point penalties:

Spurring or hitting in front of cinch.
Blatant disobedience including kicking, biting, bucking, rearing, and striking.

0 (zero) Score:

Not following pattern as given, i.e., over or under spin more than $\frac{1}{4}$.
Using 2 hands on the reins in a bridle class or two-rein class for Open, Non Pro, Non Pro Limited and Youth (N)
Fingers between the reins in Open, Non Pro, Non Pro Ltd, Youth (N) bridle class.
Horse balking.
Bloody mouth (inside).
Illegal equipment.
Leaving the working area before pattern is complete.
Fall of horse or rider.
Backing more than two strides, when backing is not called for.
Jogging in excess of one-half circle or one-half the length of the arena.

N-E Score:

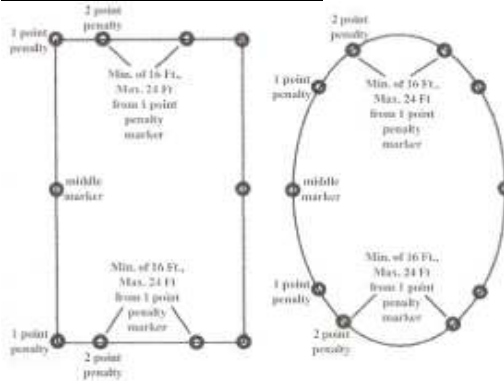
Failure of an exhibitor to attempt to complete the pattern.
Leads and Lead Change Penalties
A judge is required to penalize a horse $\frac{1}{2}$ points for a delayed change of lead by one stride. The penalty for being out of lead is cumulative and the judge will add 1 penalty point for each $\frac{1}{4}$ of the circumference of a circle or any part thereof that a horse is out of lead.

2.4.3 Limited Cow Work / Boxing

The goal of this class is to introduce the rider to the "boxing" phases of the cow work. Judging begins when the contestant enters the arena. There shall be no schooling between the completion of the rein work and the cow work, or between cows if a new cow is awarded. Each contestant, upon receiving a cow in the arena, shall hold that cow on the prescribed end of the arena for a sufficient amount of time to demonstrate the ability of the horse and rider to control the cow. The judge will blow the whistle signaling the end of the work. The horse will be scored using the limited cow work scoring guidelines. The horse should exhibit superior cow sense and natural cow working ability without excessive reining or spurring. In the head-to-head working position, the degree of difficulty shall be considered.

2.4.4 Limited Cow Work/Boxing Scoring:

The judge should take into consideration the size of the arena, condition of the ground and disposition of the cattle in scoring each work. If ground, arena, and / or weather conditions are deemed unfavorable by the exhibitors, they may inform the judge who may elect to alter the required cattle work for safety reasons. The greater the difficulty of the run, the more credit should be given. The difficulty may be due to the extreme speed or stubbornness of the cow, or the cow's reluctance to move when sufficiently driven by the contestant. The most controlled cow work with the highest degree of difficulty should be marked the highest. Bad manners exhibited by the horse will be penalized under run content. When enough cows are available, the contestant should receive a new cow if the cow drawn is unreasonably difficult or unworkable. Allowing the horse to quit working before the judge signals for a new cow will result in a zero score. The judge may blow his/her whistle at anytime to terminate the work. A score of zero will be given in the work is not complete at that point. The contestant has the option to continue working even through the judge signals for a new cow. In the cow work phase of any class, one hand on the horn may be used to prevent the fall of the rider. Holding the horse excessively may be penalized under run content. During the cow work, when a cow leaves the working area, it is automatic that the contestant will receive a new cow and scoring will begin again with the new cow. Each contestant upon receiving a cow in the arena, shall hold that cow on the prescribed end of the arena for 50 seconds, demonstrating the ability of the horse and rider to control the cow. Time shall begin when the gate closes behind the cow after being let into the arena. The announcer or judge will signal the completion of the 50 seconds with a whistle or horn.



Limited Cow Work/Boxing Penalties Points:

Credits:

- A. Maintaining control of cow at all times.
- B. Maintaining proper position.
- C. Degree of difficulty.
- D. Eye Appeal.

1 point penalties

- A. Loss of working advantage
- P. Working out of Position

3 point penalties:

- C. Loss of control
- O. Second loss of control and animal leaves end of arena.

5 point penalties:

- B. Spurring or hitting in front of cinch.
- C. Blatant disobedience, defined as obviously insubordinate.

0 (zero) Score:

- A. Turn Tail.
- B. Using 2 hands on the reins in a bridle or two-rein class, except for Rookie, First Timer, Youth, Stock Horse Limited #1 and Stock Horse Limited #2
- C. Fingers between the reins in a bridle class, except the two-rein class.
- D. Balking
- E. Out of control (Any horse that is out of control while working the cow, thus endangering the rider, i.e. crossing the path of the cow, shall be called off the cow.)
- F. Bloody mouth (inside).
- G. Illegal Equipment
- H. Leaving the work area before the pattern or work is complete.
- I. Fall of horse or rider
- J. Schooling of the horse between the rein and cow work when the cow work immediately follows rein work.
- K. Schooling of the horse between cows if a new cow is awarded.

N-E Score:

Failure of an exhibitor to attempt to complete the work.
NOTE: a judge may blow his/her whistle at anytime to terminate the work. A score of zero will be given if the work is not complete at that time.

2.4.5 Cow work: Judging begins when the contestant enters the arena. There shall be no schooling between the completion of the rein work and cow work when the cow work immediately follows the rein work; the penalty for this will be a zero. At the start of the work, each contestant, upon receiving a cow in the arena, shall hold that cow on the prescribed end of the arena for a sufficient time to demonstrate the ability of the horse to contain the cow at that end. After a reasonable amount of time, the contestant shall take the cow down the fence, making at least one turn each way on the fence. Then the contestant shall take the cow to an open part of the arena and circle the animal at least once in each direction. The required pattern for the cow work is boxing, fence turns, and circles, in that order. The judge should take into consideration the size of the arena, condition of the ground and disposition of the cattle in scoring each work. If ground, arena and/or weather conditions are deemed unfavorable by the exhibitors, they may inform the judge who may elect to alter the required cattle work for safety reasons. The greater the difficulty of the run, the more credit should be given. The difficulty may be due to the extreme speed or stubbornness of the cow, or the cow's reluctance to move down the fence when sufficiently driven by the contestant. The most controlled cow work, with the highest degree of difficulty, that exhibits good form throughout, should be marked the highest. Bad manners exhibited by the horse will be penalized under run

content. When enough cows are available, the contestant should receive a new cow if the cow drawn is unreasonably difficult or unworkable. Allowing the horse to quit working before the judge signals for a new cow will result in a zero score. Once a rider has committed to circling a cow, if the cow falls down no new cow will be awarded. The rider should complete the run by riding around the fallen cow to fulfill circling requirements. The judge may blow his/her whistle at anytime during the work. One whistle to terminate the work, two whistles to award a new cow. If the judge terminates the work with one whistle or awards a new cow, the contestant does not have the option to continue working. If an exhibitor continues to work after the whistle has been blown for a new cow, the exhibitor will be given a score of zero. With a multiple judge system, any one of the judges may terminate the work or signal for a new cow. Judging ends when the whistle blows. A score of zero will be given if the work is not complete at that point. In the cow work phase of any, class one hand on the horn

may be used to prevent the fall of the rider. Holding the horn excessively may be penalized under run content. During the cow work, when a cow leaves the working area, it is automatic that the contestant will receive a new cow and scoring will begin again with the new cow. Boxing: Working the cow on the end of the arena until such time as the contestant has proven the ability of the horse to hold the cow. The horse should exhibit superior cow sense and natural cow working ability without excessive reining or spurring. In the head-to-head working position, the degree of difficulty shall be considered. Turning on the fence: A fence turn is defined as: A turn in which the cow, while being run down the fence on one side of the arena, or in the "open field", is turned in a different direction and held near the same fence, or the same side of the arena, while being run in the new direction. The exhibitor must be close enough to the cow to be the cause of the turn. The situation where a horse and rider attempt to turn the cow and the cow exits the turn behind the horse is also considered to have satisfied the fence turn requirement. The route of the cow being worked has been altered because of the influence of the horse and rider. The actual stopping or turning of the cow by the end fence will not qualify as a fence turn. To qualify as a fence turn the turn must be accomplished without the aid of the end fences to actually stop or turn the animal being worked. During the turn, the horse should use himself in a controlled athletic manner, using its hocks to stop and drive out of the turn, while using its front end to balance and turn. The contestant must get at least one turn in each direction. More than two good turns in each direction should not result in extra credit but also should not be penalized, unless the cow is thereby too exhausted to circle correctly. One turn each way may not necessarily result in extra credit if the horse and/or cow are out of control. Circling: Maneuvering the cow smoothly at least 360 degrees in each direction without interference from the fence. The circle's size, symmetry, speed and relative balance from right and left show control. Tightening the circles down with fast head-to-head speed will be a credit situation. The circles should be completed before the cow is exhausted.

Cow work - Penalty Points:**1 point penalties:**

- A. Loss of working advantage.
- C. Using the corner or the end of the arena to turn the cow. (In an oval arena, when the cow's head breaks the plane of the end marker.)
- E. Changing sides of arena to turn cow. (1 point each time.)
- L. For each length horse runs past cow. A length by is 1 horse length of daylight between the cow's head and the top of the horse's tail.
- S. Slipping a rein.
- T. Failure to drive cow past middle marker on first run down the fence.
- W. Excessive whipping, spurring, or hollering.

2 point penalties:

- A. Going around the corner of the arena before turning the cow. (When the cow's head breaks the plane of the 2 point penalty marker.)
- B. When working an animal in the open field (at least 20' from the side of arena) and the animal gets within 3 feet from the end fence before being turned. This applies when going from one end of the arena to the other.

3 point penalties:

- E. Exhausting or overworking the cow before circling.
- H. Hanging up on the fence (refusing to turn).
- K. Knocking down the cow without having a working advantage.

5 point penalties:

- A. Not getting one turn each way (5 points each way).
- B. Spurring or hitting in front of cinch at anytime.
- C. Blatant disobedience, defined as kicking, biting, bucking, rearing, striking, or obviously insubordinate.

-0- score:

- A. Turn tail.
- B. Using 2 hands on the reins in a bridle or two-rein class.
- C. Fingers between the reins in a bridle class, except the two rein class.
- D. Balking.
- E. Out of control (Any horse that is out of control while working the cow, thus endangering the rider, i.e. crossing the path of the cow, shall be called off the cow.)
- F. Bloody mouth (inside).
- G. Illegal equipment.
- H. Leaving the work area before the pattern or work is complete.
- I. Fall of horse or rider.
- J. Schooling of the horse between the rein and cow work when the cow work immediately follows rein work.
- K. Schooling of the horse between cows, if a new cow is awarded. Schooling is defined as gaining an advantage by excessive pulling, turning, stopping or backing.
- L. If a rider hits or kicks the animal being worked, with the romal or reins, in an abusive manner.
- M. Failure to quit working a cow after a new cow has been awarded.

N-E Score:

Failure of an exhibitor to attempt to complete the work

NOTE: A judge may blow his/her whistle at anytime to terminate the work. A score of zero will be given if the work is not complete at that time.

3 GLRCHA Class Descriptions

For all NRCHA & AQHA sanctioned classes you will need to reference the current NRCHA or AQHA rule book as those guidelines will be enforced for those particular approved classes/events.

Conformation is not to be considered in judging riding classes.

3.1 Lead Line – Rider 10 yrs & under

Both exhibitor and handler must be GLRCHA members and be appropriately attired for the class.

Exhibitors may not show in any other riding class that day.

The exhibitor will be judged on equitation at the walk both ways of the ring and must have both feet in the stirrups at all times.

Horse and rider compatibility is not to be considered a factor in judging. A halter should be used in addition to the bridle and the lead should be attached to the halter and not the bridle. Handler may assist the rider but should not have sole control of the horse. In the line-up, the exhibitor, not the handler should back the horse. Special consideration given for hardship or disability.

3.2 Walk-Trot – Rider 10 yrs & under

This class is open to youth and adult. Exhibitors may not show in any other riding class that day.

The exhibitor will be judged on equitation at the walk and trot both ways of the ring. A horse in this class will not be judged on its way of going as long as the proper gait is maintained. Horses taking more than two (2) strides (4 foot steps) at a lope will be disqualified. Horse should be suitable for exhibitor's ability and exhibitor should be in control of the horse at all times.

3.3 Pleasure Ranch Riding

Judged on performance only at all three gates both ways of the ring.

Horses are to be shown at all three gaits on a reasonably loose rein without undue restraint. The judge shall have the right to ask for additional work from any horse. Judge may, at his/her discretion ask for extended gaits. Horses are to be reversed to the inside, away from the rail. Horses may be required to reverse at a walk or a jog, but never at the lope. Exhibitors may be asked to stop and back anywhere in the arena at Judges discretion. In no event will a contestant be required to drop their reins or otherwise leave their horse unattended.

Non-Pro: Any person, regardless of age, who is not currently receiving remuneration directly, or indirectly for showing, training, giving lessons, clinics or assisting in the training of a horse for remuneration.

Open: This level is for the professional rider. Non professionals are also welcome to show at this level and must comply with applicable rules specific to this level.

Youth: Any rider who is 18 years of age or younger as of December 1st of current show year. A Youth as defined herein is eligible to compete as Non Pro provided they meet the criteria for Non Pro status. A Youth showing in a division other than a Youth class, must abide by the rules of that class.

Credits:

Natural ground covering gaits.
Consistency at all gaits.
Smooth transitions.
Working off hind quarters when turning.
Work on reasonably loose rein without excessive cueing to maintain moderate pace.

Fault to be scored accordingly to severity:

Lack of ground covering gait.
Excessive speed or slowness of gait.
Wrong lead.
Bolting or bucking.
Failure to make transitions when called for.
Head carried with tips of ears below withers for more than 3 strides.
Over flexed. Horses that are flexed behind the vertical.

Faults Which Will Result In Disqualification:

Free Hand may not be used to touch the horse or any part of the saddle.

3.4 Dry Work

Youth: Reining pattern of the day. All AQHA Reining Rules apply. As well as flying lead changes.

Novice: (Limited to Two Years) For Rider with NO NRCHA or NRHA money or points or AQHA points in cow horse or reining. This is an entry level class with no flying lead changes (Stop! And do lead departure) use one or two hands and reining pattern of the day.

Non-Pro: Reining pattern of the day. All AQHA Reining Rules apply. As well as flying lead changes.

Open: Reining pattern of the day. All AQHA Reining Rules apply. As well as flying lead changes.

3.5 Stock Horse Limited #1 – Reined Cow

The contestant will perform the designated NRCHA reining pattern and will perform Limited Cow Work. Each contestant upon receiving a cow in the arena, shall hold that cow on the prescribed end of the arena for 50 seconds, demonstrating the ability of the horse and rider to control the cow. Time shall begin when the gate closes behind the cow after being let into the arena. The announcer or judge will signal the completion of the 50 seconds with a whistle or horn.

This division is open to all riders. This class is designed as an entry level class for horses that have not earned any performance points from **any** association as of November 15th – November 16th of the current show year.

The lead change during reining pattern will be a complete stop and new lead departure (Stop and Go). Exhibitors may ride using one or two hands; however, whichever is chosen, must be used throughout the entire class.

All other rules, contained herein apply.

POINTS: There is a 10 point limit that the horse can earn before losing eligibility for this class. A horse can continue to show in this class in the show season that it earns the 10 points. i.e., a horse earns 11 points by the fourth show. It can continue to show, in this class, in any remaining shows of the season.

Any horse that has been showing in the Green horse class prior to 2008 show season that has not gone over the 10 point limit can continue to show in Green Horse #1 until they are no longer

eligible due to reaching their 10 point limit. (They can finish the show season)

3.6 Stock Horse Limited #2 – Reined Cow

The contestant will perform the designated NRCHA reining pattern and will perform Cow Work (see section 2.4.5 for description).

This division is open to any horse that has not earned money or points in **NRCHA**.

The horse can only show in this class one year regardless of exhibitor. (Even if the exhibitor shows that horse at one show, that horse cannot be shown the following year in this class.)

Flying lead changes will be required.

All other rules, contained herein apply.

POINTS: The horse can earn points for the current show season only within the parameters of this class description. Therefore, Year End Awards will be based on the horse with the highest number of points for that particular show season.

3.7 Rookie – Reined Cow

This division is open to any rider who does not receive remuneration for equine activities and has not been judged down the fence three (3) times. It is designed for the amateur, Non Pro contestant.

The contestant will perform the designated NRCHA reining pattern and will perform Limited Cow Work. Each contestant upon receiving a cow in the arena, shall hold that cow on the prescribed end of the arena for 50 seconds, demonstrating the ability of the horse and rider to control the cow. Time shall begin when the gate closes behind the cow after being let into the arena. The announcer or judge will signal the completion of the 50 seconds with a whistle or horn.

The lead change during reining pattern will be a complete stop and new lead departure (Stop and Go).

Exhibitors may ride using one or two hands; however, whichever is chosen, must be used throughout the entire class.

All other rules, contained herein apply.

POINTS: The exhibitor can earn up to 50 points before they **must move** to the next higher class available to them, in the next season. i.e., If a contestant accumulates 53 points by the third show of the current season, they will continue to show in this class, through the remainder of the season, moving up to the next level in the following year.

3.8 Non Professional – Reined Cow Bridle

To run concurrent with NRCHA Non Professional classes. All NRCHA Non Pro Rules apply. This class is for Non Pro GLRCHA members that do not have NRCHA money or points. If money or points are acquired in the year the following year, you will not be eligible. NRCHA membership not required.

3.9 Rookie Professional – Reined Cow

This division is open to any rider who has a LTE less than \$500 in judged working cow horse events. It is designed for the entry level professional rider.

The contestant will perform the designated NRCHA reining pattern and will perform Cow Work (see section 2.4.5 for description).

3.10 Youth – Reined Cow

Any rider who is 18 years of age or younger as of December 1st of current show year. A Youth as defined herein is eligible to compete as Non Pro provided they meet the criteria for Non Pro status. A Youth showing in a division other than a Youth class, must abide by the rules of that class. The contestant will perform the designated NRCHA reining pattern and will perform Limited Cow Work. Each contestant upon receiving a cow in the arena, shall hold that cow on the prescribed end of the arena for 50 seconds, demonstrating the ability of the horse and rider to control the cow. Time shall begin when the gate closes behind the cow after being let into the arena. The announcer or judge will signal the completion of the 50 seconds with a whistle or horn.

The lead change during reining pattern will be a complete stop and new lead departure (Stop and Go).

All other rules, contained herein apply.

3.10.1 12 & Under

Must abide by same youth rules. But may ride one or two handed in any bit. But must complete ride how they enter the show ring. These rules apply for all 12 & Under classes.

3.11 First Timer – Reined Cow

This division is open to any rider who has never shown in any reined cow horse event. The rider can show in this class only one time. It is offered as an introductory class and GLRCHA membership is not required; however, completion of a Release of Liability is required before participating. The contestant will perform the designated NRCHA reining pattern and will perform Limited Cow Work. Each contestant upon receiving a cow in the arena, shall hold that cow on the prescribed end of the arena for 50 seconds, demonstrating the ability of the horse and rider to control the cow. Time shall begin when the gate closes behind the cow after being let into the arena. The announcer or judge will signal the completion of the 50 seconds with a whistle or horn.

The lead change during reining pattern will be a complete stop and new lead departure (Stop and Go). All other rules, contained herein apply.

Exhibitors may ride using one or two hands; however, whichever is chosen, must be used throughout the entire class.

There are no Year End Awards for this class.

4 Herd Work

This class will follow NRCHA Herd work rules and rider may guide horse through entire work, Please refer to NRCHA RULE 19.1

Non Pro: Any person, regardless of age, who is not currently receiving remuneration directly, or indirectly for showing, training, giving lessons, clinics or assisting in the training of a horse for remuneration.

Open: This level is for the professional rider. Non professionals are also welcome to show at this level and must comply with applicable rules specific to this level.

Youth: Any rider who is 18 years of age or younger as of December 1st of current show year. A Youth as defined herein is eligible to compete as Non Pro provided they meet the criteria for Non Pro status. A Youth showing in a division other than a Youth class, must abide by the rules of that class.

5 Quick Reference Chart – GLRCHA CLASSES ONLY

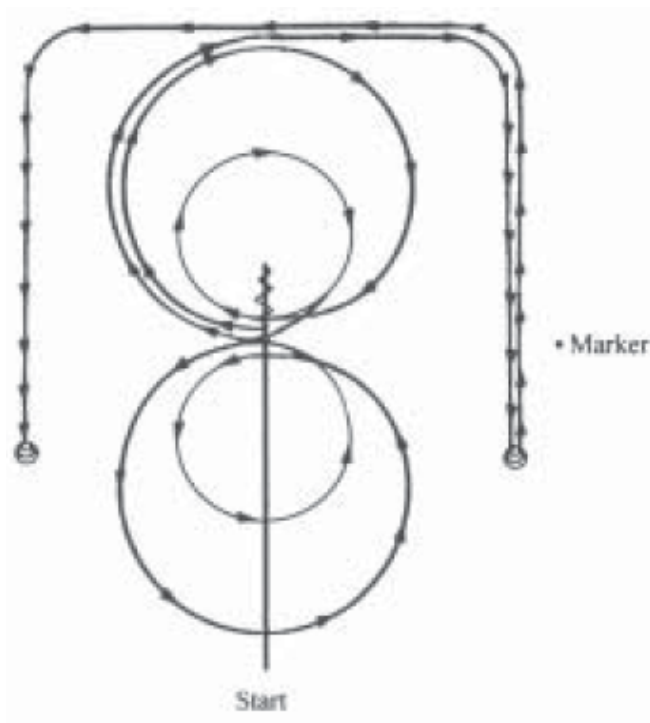
See detailed descriptions under General Equipment, Bits, and Specific Class Descriptions.

EQUIPMENT	<u>Pleasure Ranch Riding</u> NP, O, Y	<u>Lead Line</u>	<u>Walk-Trot</u>	<u>Reined Cow Horse</u> e: SH1, RK, Y, FT	<u>Herd Work:</u> NP, O, Y	<u>Reined Cow Horse</u> SH2
Snaffle Bit, Hackamore, Bosal,	Jr. Horse 2- 5 yr old horse ONLY					
Western Bit	Jr. Horse – Optional Sr. Horse - Required					
Curb/Chain Straps	<p>Made of leather or woven material – minimum ½” wide. No metal keepers allowed with Western Bits. Metal keepers allowed on Snaffle Bits only. <u>When a curb bit is used, a curb strap or curb chain is required, but must meet the approval of the judge, be at least one-half inch in width and lie flat against the jaw of the horse.</u></p>					
Romal Reins	Romal reins can only be used with a Western Bit.					
One Handed	Sr. Horse Only					
Two handed	Jr. Horse Only			First Timer, <u>Rookie</u> , <u>e. Stock Horse Limited #1</u> Only w/Any Bit		Jr. Horse Only
Spurs	Optional					
Chaps Chinks	Optional					
Western Hat or Helmet	Required					
Western Saddle w/Horn	Required					
Protective Boots/L	Optional					

eg Wraps						
Tie-down, Draw Reins, Marting ales, Whips, Bats, Tack Collars, Jerk Lines, Wire/Ch ain Chin Strap, Horse Hair Bosal, Mechani cal Hackam ore. Slip, Gag, Donut, Flat Polo, Twisted Wire bits , One Piece Reins (Contest ing or Roping)	PROHIBITED					
Tapader os	Opt	Op t	Opt	Prohi bited	Opt	Prohi bited
Hobbles , Riata, Rope	Opt	Op t	Opt	Opt	Opt	Opt
Lead Change	N/A	N/ A	N/A	Stop & Go	N/A	Flying

6 Patterns

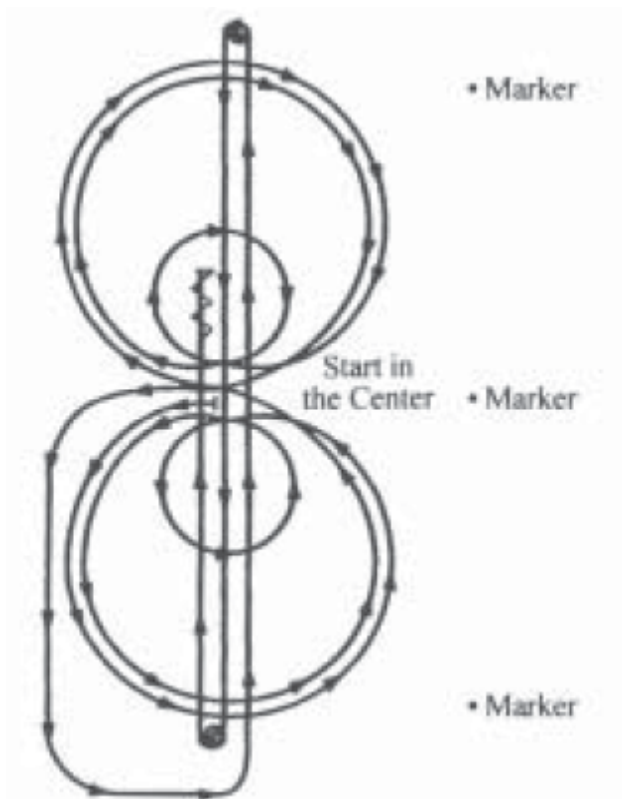
NRCHA Reining Pattern 1:



Pattern 1:

1. Start at end of arena. Run down middle past center marker to a sliding stop.
2. Back at least 10 feet to center. ¼ turn left.
3. Pickup right lead, big fast circle, small slow circle.
4. Change leads to left, big fast circle, small slow circle.
5. Change leads to right, do not close this circle.
6. Run around end of arena and down the side (approximately 20 feet from fence) past center marker and come to a sliding stop.
7. Complete 3 ½ spins to the right.
8. Continue back down side and end of arena to other side (approximately 20 feet from fence) go past center marker and come to a sliding stop.
9. Complete 3 ½ spins to the left. Hesitate to complete pattern.

NRCHA Reining Pattern 2:

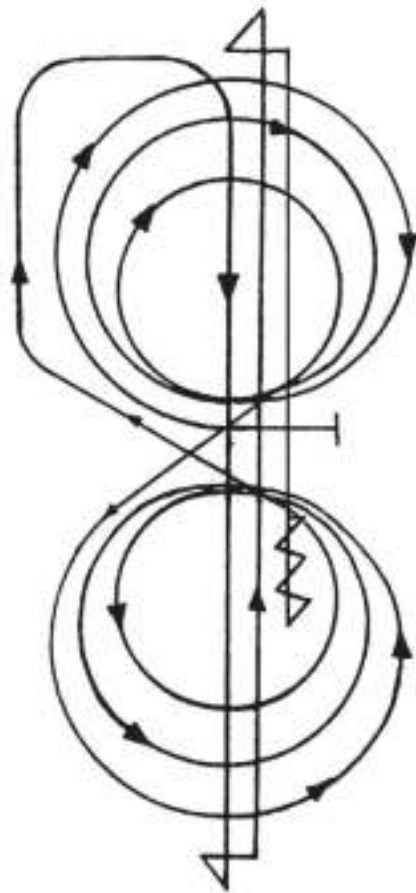


Pattern 2:

Trot to center of arena, stop. Start pattern facing towards judge.

1. Beginning on the left lead, complete 3 circles to the left. The first one large and fast, the second small and slow, the third large and fast. Change leads at the center of arena.
2. Complete 3 circles to the right. The first one large and fast, the second small and slow, and the third large and fast. Change leads at the center of arena.
3. Continue loping to run down.
4. Run to far end past the marker to a sliding stop. Hesitate.
5. Complete 3 ½ spins to the left. Hesitate.
6. Run to far end past marker to a sliding stop. Hesitate.
7. Complete 3 ½ spins to the right. Hesitate.
8. Run past center marker to a sliding stop. Hesitate.
9. Back at least 10 feet. Hesitate to complete pattern.

NRCHA Reining Pattern 3



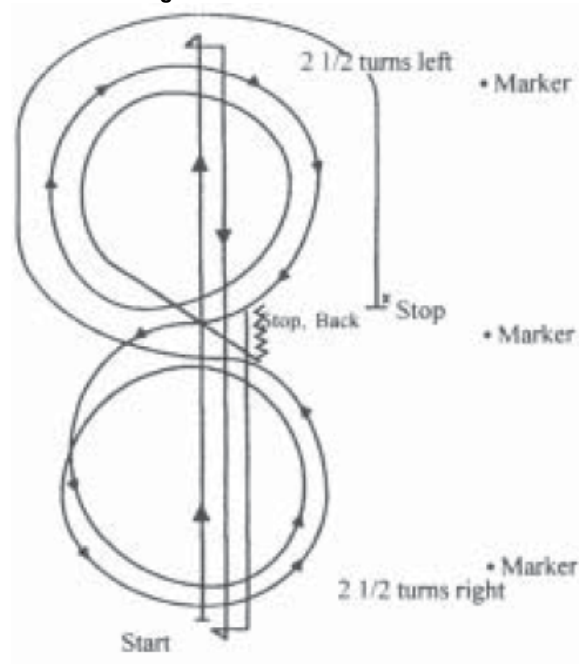
Pattern 3:

Trot to center of arena, stop. Start pattern facing towards judge.

1. Begin on right lead complete 3 circles to right, 2 big fast circles followed by 1 small slow circle, change to left lead.
2. Complete 3 circles to left, first 2 big, fast circles followed by 1 small slow circle. Change to right lead.
3. Continue loping around end of arena without breaking gait.
4. Run up center of arena to far end past the end marker and come to a sliding stop.
5. Complete 3 ½ spins to the right.
6. Run up center of arena past the end marker, come to a sliding stop.
7. Complete 3 ½ spins to the left.
8. Run back to middle of the arena past the center marker and come to a sliding stop
9. Back at least 10 feet in a straight line. Hesitate to complete pattern.

*This pattern may be used as a lope in pattern, please refer to rule 20.6 in the NRCHA rule book.

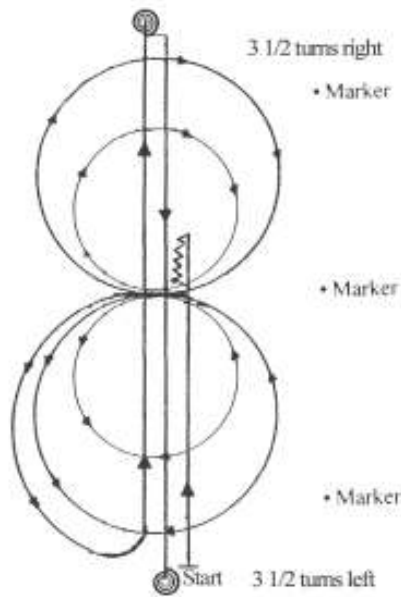
NRCHA Reining Pattern 4



Pattern 4:

1. Start at end of arena.
2. Run up center of arena past the end marker and come to a sliding stop. Complete 2 1/2 spins to the left.
3. Run to other end of arena past the end marker and stop. Complete 2 1/2 spins to the right.
4. Run past the center marker and stop.
5. Back at least 10 feet in a straight line.
6. Complete 1/4 turn to the left, hesitate. Beginning on the right lead, complete 2 circles to the right, the first one small and slow, and the second large and fast. Change leads at the center of the arena.
7. Complete one small, slow circle and one large, fast circle. Change leads to the right.
8. Run around end of arena to the other side, past center marker, at least 20 feet from fence and come to sliding stop. Hesitate to complete pattern.

NRCHA Reining Pattern 5

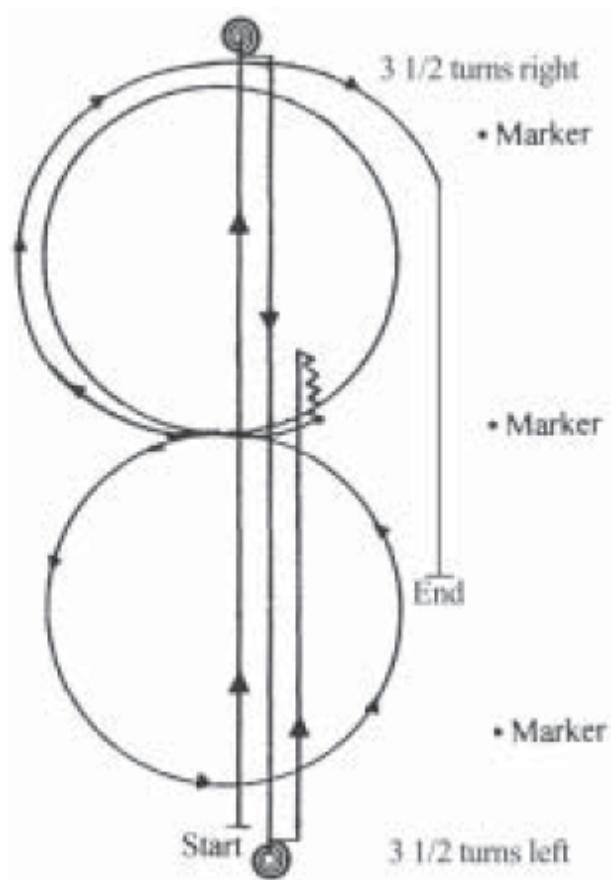


Pattern 5:

This pattern works best when the exhibitor and cattle enter from the same end of arena.

1. Start at end of arena. Run past center marker, stop, back at least 10 feet.
2. 1/4 turn too left. Complete 2 circles to left. The first circle large and fast, the second circle small and slow. Change leads at the center of the arena.
3. Complete 2 circles to the right. The first circle small and slow, the second circle large and fast. Change leads at the center of the arena.
4. Continue around end of arena without breaking gait or changing leads, run down center of arena past end marker, execute a square sliding stop.
5. Complete 3 1/2 spins to the right.
6. Rundown center of arena past end marker, execute a square sliding stop.
7. Complete 3 1/2 spins to the left. Hesitate to complete pattern.

NRCHA Reining Pattern 6

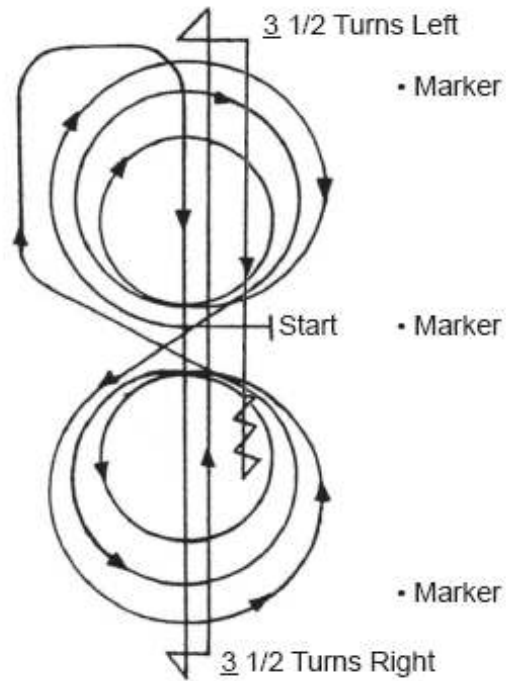


Pattern 6:

Start at end of arena.

1. Run down the middle of the arena, past the end marker and come to a sliding stop.
2. Complete 3 1/2 spins to the right.
3. Run to the other end of the arena, past the end marker and come to a sliding stop.
4. Complete 3 1/2 spins to the left.
5. Run past the center marker, stop, back at least 10 feet, and complete 1/4 turn to the left.
6. Beginning on right lead, complete one circle to right, change leads. Complete one circle to left, change leads.
7. Complete 3/4 of a right circle, run past center marker, and stop. Hesitate to complete pattern.

NRCHA Reining Pattern



7

Pattern 7:

Trot to center of arena, stop. Start pattern facing towards judge.

1. Beginning on right lead and complete 3 circles, the first big, fast, the second small, slow, the third big, fast. Change leads to the left.

2. Complete 3 circles, the first big, fast, the second small, slow, the third, big, fast. Change leads to the right.

3. Continue loping around end of arena without breaking gait or changing leads.

4. Run down center of arena, past end marker and come to a sliding stop. Hesitate.

5. Complete 3 1/2 spins to the right.

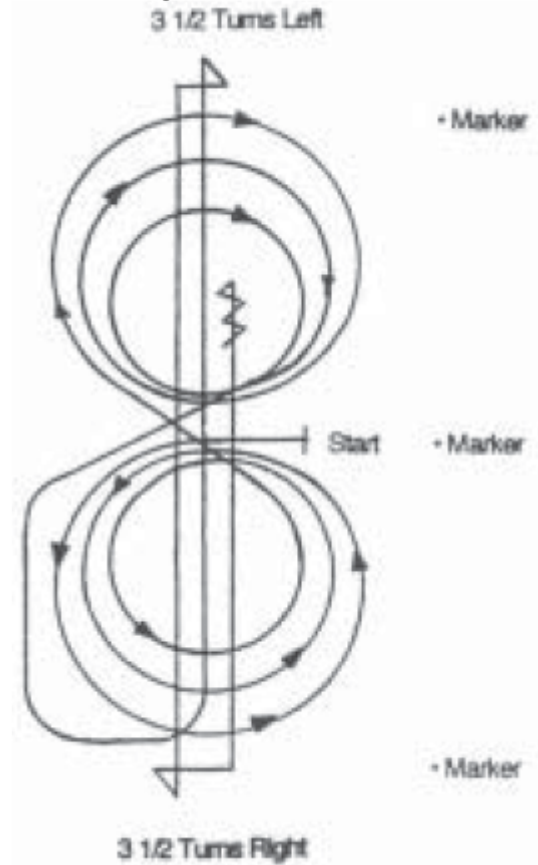
6. Run down center of arena past end marker come to sliding stop. Hesitate.

7. Complete 3 1/2 spins to the left.

8. Run past center marker come to sliding stop.

9. Back up at least 10 feet. Hesitate to complete pattern.

NRCHA Reining Pattern 8

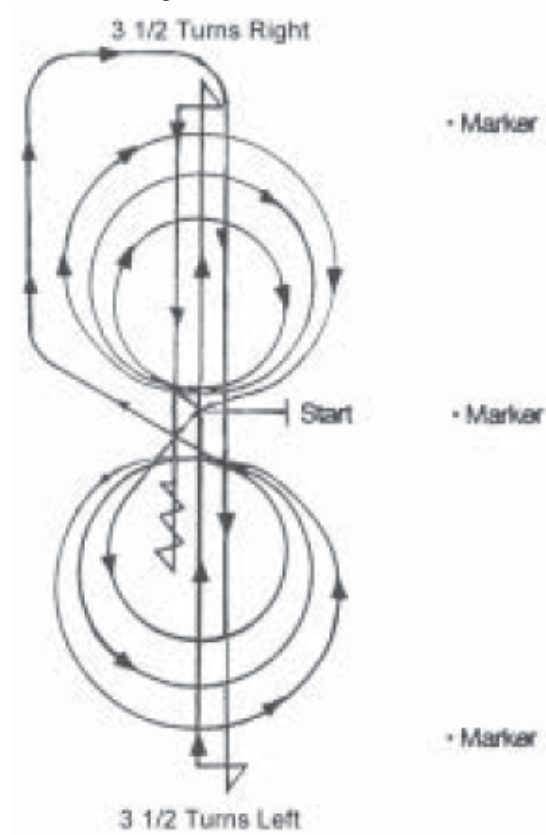


Pattern 8:

Trot to center of arena, stop. Start pattern facing towards judge.

1. Beginning on the left lead complete 3 circles; 2 large, fast circles, then 1 small slow circle. Change leads to the right.
 2. Complete 3 circles to the right, 2 large, fast circles, then 1 small slow circle. Change leads to left.
 3. Continue around end of arena without breaking gait or changing leads, run down center of arena past end marker come to square sliding stop.
 4. Complete 3 1/2 spins to the left.
 5. Run down center of arena past end marker come to square sliding stop.
 6. Complete 3 1/2 spins to the right.
 7. Run down center of arena past center marker come to square sliding stop.
 8. Back up at least 10 feet. Hesitate to complete pattern.
- *This pattern may be used as a lope in pattern, please refer to rule 20.6 in the NRCHA rule book.

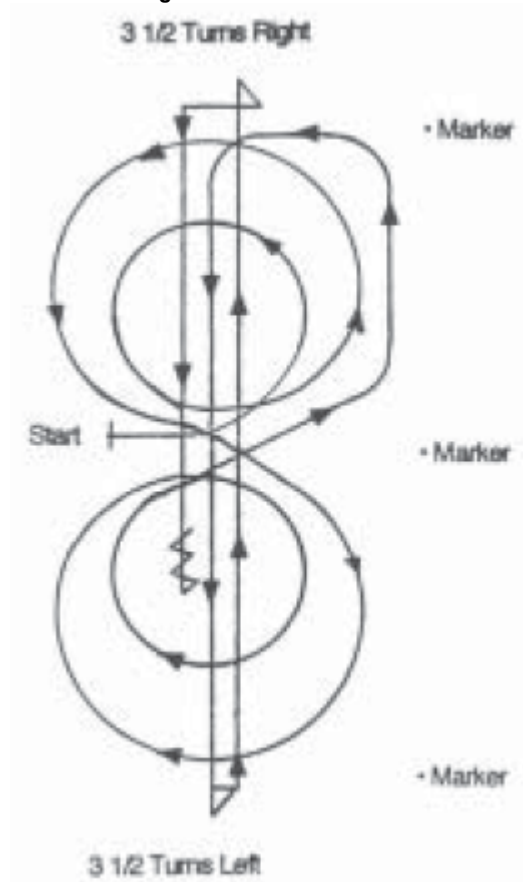
NRCHA Reining Pattern 9



Pattern 9:

- Trot to center of arena, stop. Start pattern facing towards judge.
1. Beginning on the right lead complete 3 circles to the right; the first circle small and slow followed by two large fast circles. Change leads at the center of the arena.
 2. Complete 3 circles to the left, the first circle small and slow followed by two large fast circles. Change leads at the center of the arena.
 3. Continue around end of arena without breaking gait or changing leads, run down center of arena past end marker, and execute a square sliding stop.
 4. Complete 3 1/2 spins to the left.
 5. Run down center of arena past end marker, and execute a square sliding stop.
 6. Complete 3 1/2 spins to the right.
 7. Run down center of arena past center marker, and execute a square sliding stop.
 8. Back up at least 10 feet. Hesitate to complete pattern.

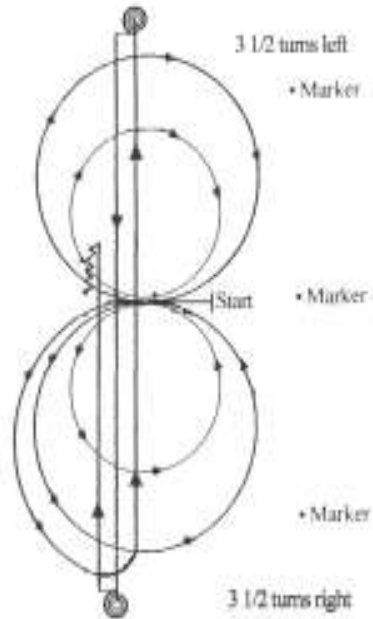
NRCHA Reining Pattern 10



Pattern 10:

Trot to center of arena, stop. Start pattern facing away from judge.

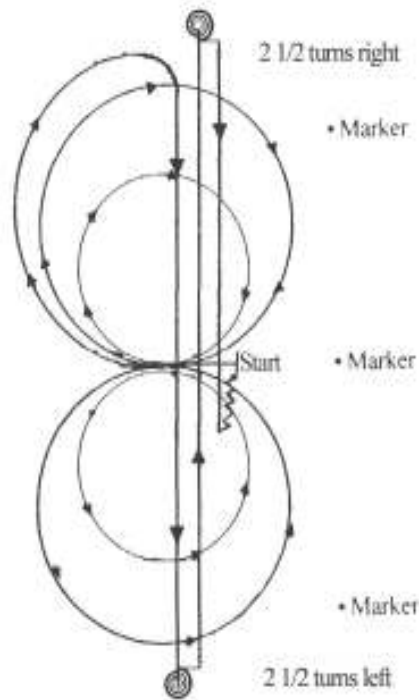
1. Beginning on the left lead, complete 2 circles to the left. The first circle small and slow, the second circle large and fast. Change leads at the center of arena.
2. Complete 2 circles to the right. The first circle large and fast, the second circle small and slow. Change leads at the center of arena.
3. Continue around end of arena without breaking gait or changing leads, run down center of arena past end marker, and execute a square sliding stop.
4. Complete 3 1/2 spins to the left.
5. Run down center of arena past end marker, and execute a square sliding stop.
6. Complete 3 1/2 spins to the right.
7. Run down center of arena past center marker, and execute a square sliding stop.
8. Back up at least 10 feet. Hesitate to complete pattern.



Pattern 11:

Trot to center of arena, stop. Start pattern facing towards judge.

1. Beginning on the left lead complete 2 circles to the left, the first circle large and fast, the second circle small and slow. Change leads at the center of the arena.
2. Complete 2 circles to the right, the first large and fast, the second small and slow. Change leads at the center of the arena.
3. Continue around end of arena without breaking gait or changing leads, run down center of the arena past the end marked, execute a square sliding stop.
4. Complete 3 1/2 spins to the left.
5. Run down center of arena past end marker, execute a square sliding stop.
6. Complete 3 1/2 spins to the right.
7. Run down center of arena past center marker, execute a square sliding stop. Back at least 10 feet. Hesitate to complete pattern.



PATTERN 12

Trot to center of arena, stop. Start pattern facing towards judge.

1. Beginning on the right lead complete 2 circles to the right, the first circle large and fast, the second circle small and slow. Change leads at the center of the arena.
2. Complete 2 circles to the left, the first circle large and fast, the second circle small and slow. Change leads at the center of the arena
3. Continue around end of arena without breaking gait or changing leads, run down center of the arena past the end marker, execute a square sliding stop.
4. Complete 2 1/2 spins to the left.
5. Run down center of arena past end marker, execute a square sliding stop.
6. Complete 2 1/2 spins to the right.
7. Run down center of arena past center marker, execute a square sliding stop. Back at least 10 feet. Hesitate to complete pattern.



Great Lakes Reined Cow Horse Association
1304 Wheeling Rd
Imlay City, MI 48444